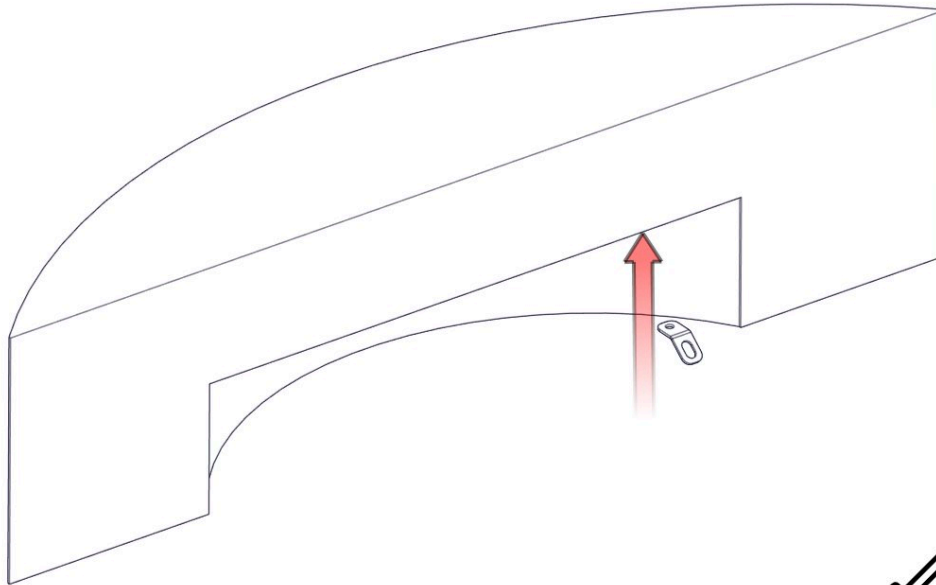


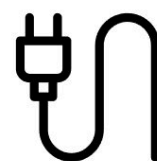
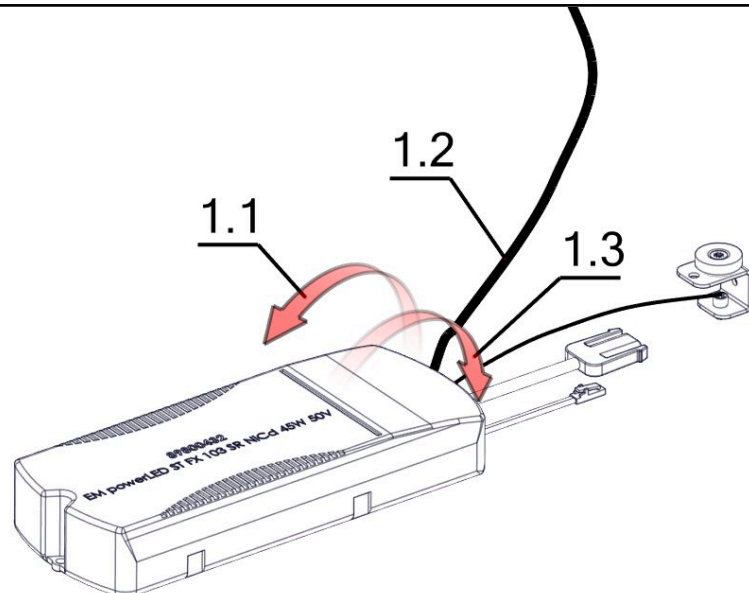
smarterion

SCHWEIZER LED KOMPETENZ

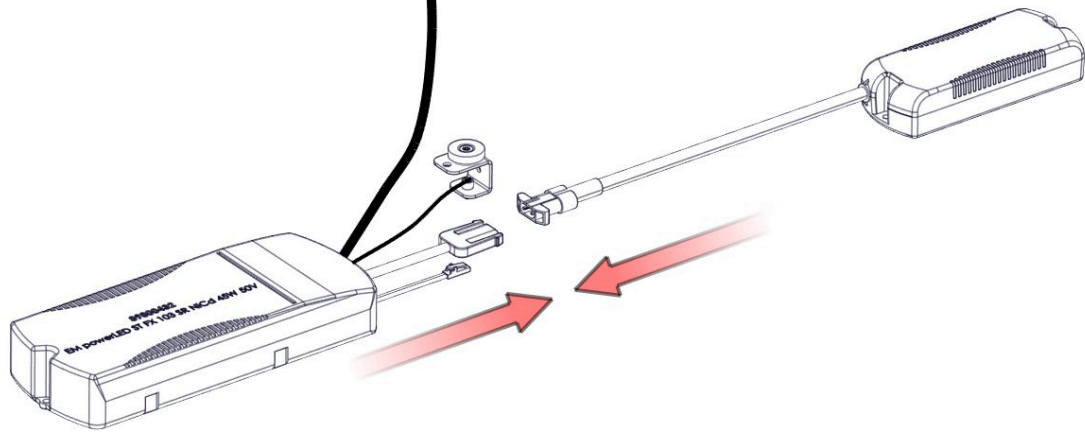
i



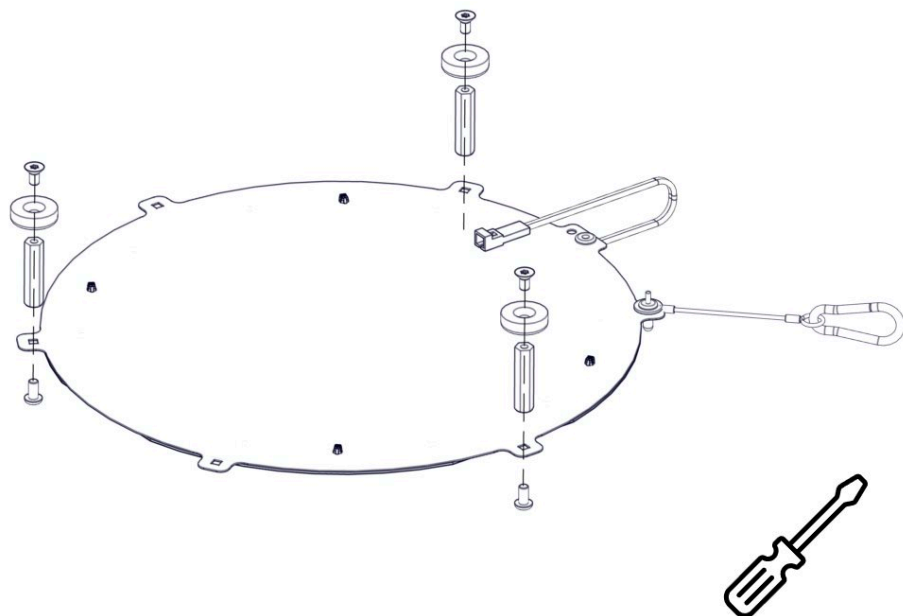
1



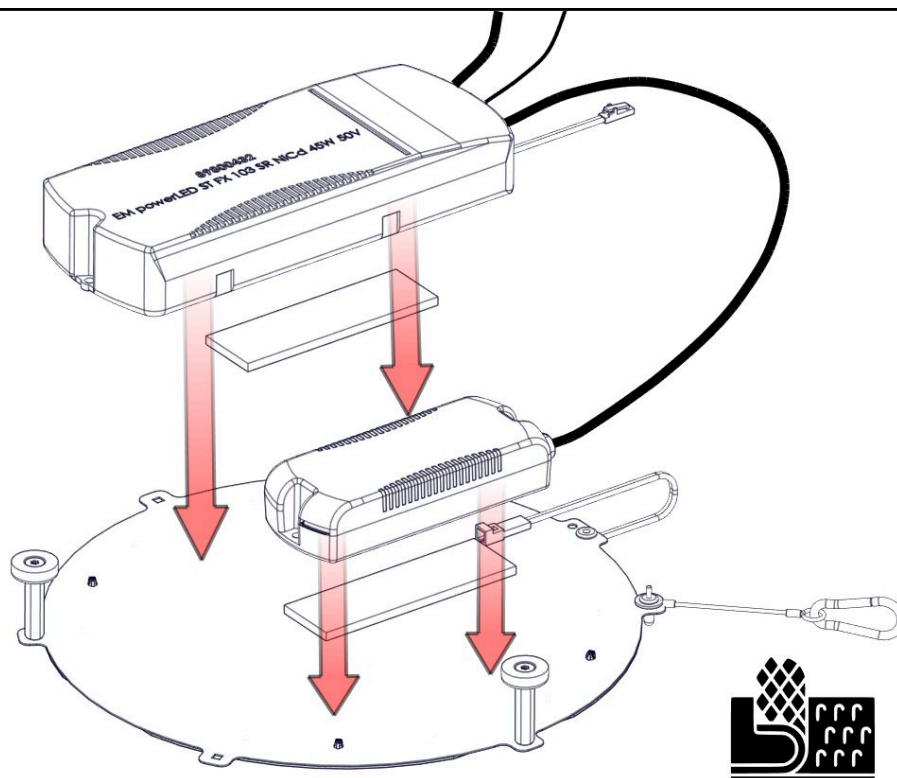
2



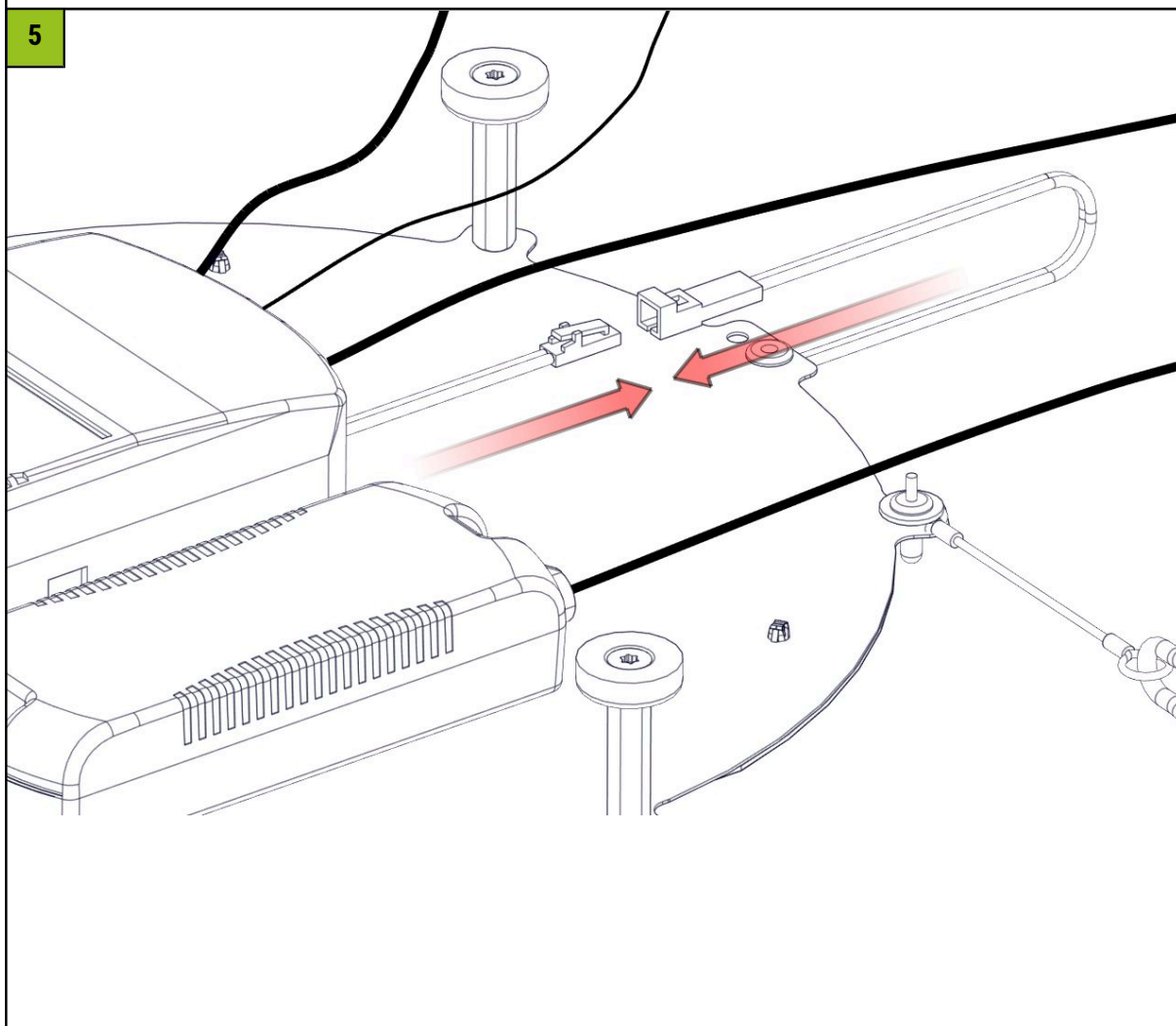
3



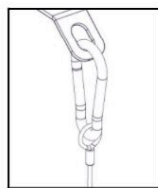
4



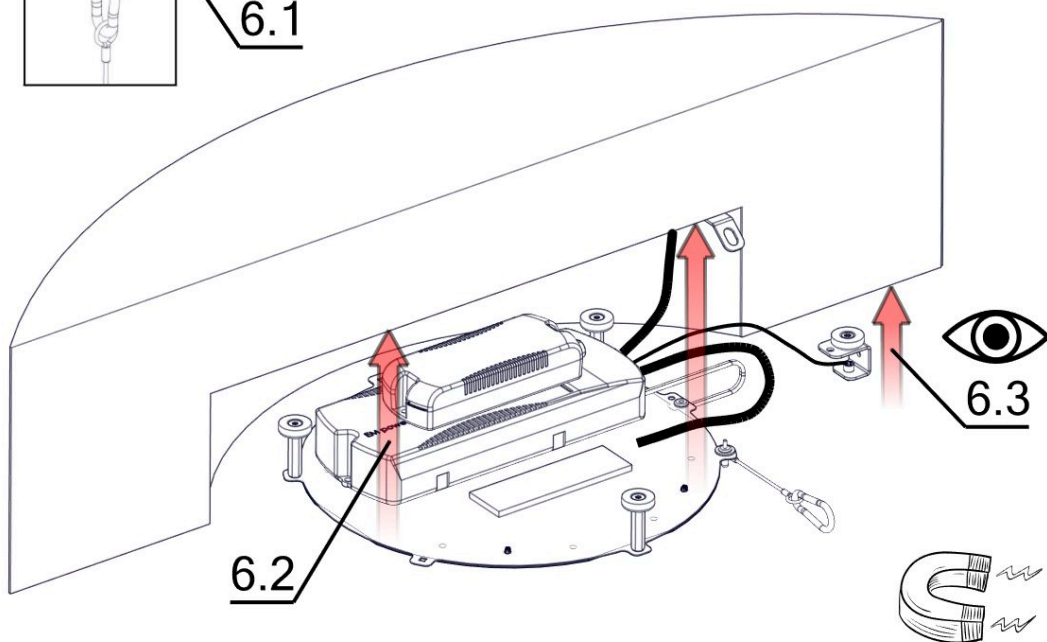
5



6



6.1



6.2

6.3

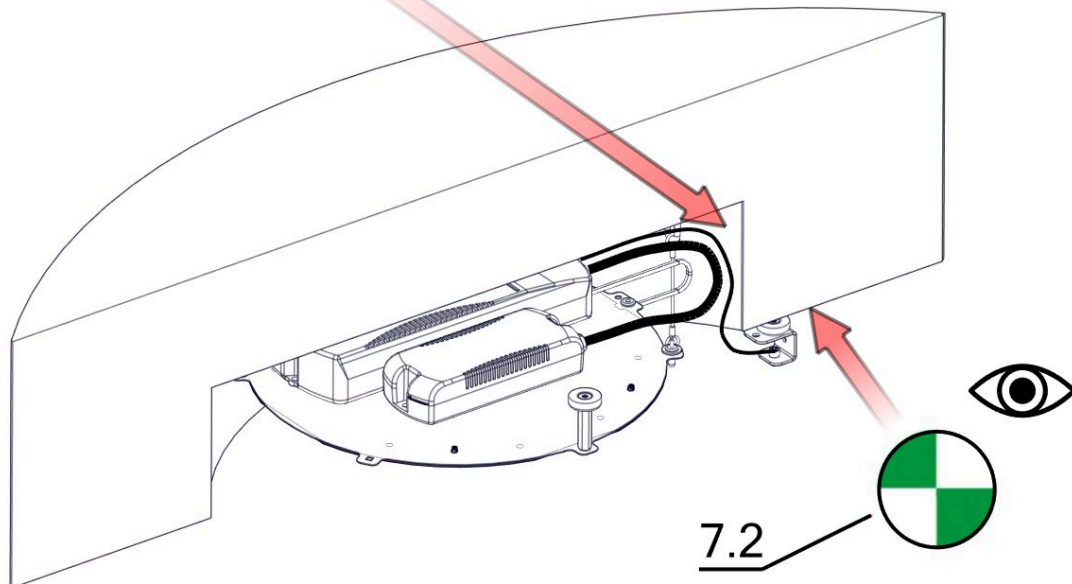
7



7.1



7.3



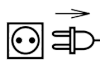
7.2

Cleaning and care

If, for any reason, the LED modules need to be cleaned, chemicalsolvents or cleaning agents must not be used under any circumstances. To avoid damaging the module, care must be takennot to exert any pressure on the electronic components. For this reason, we recommend the use of dusting brushes or soft cloths.

Warnings

The equipment may only be installed and put into service by authorised technical personnel (electrical fitters). The luminaire is designed solely for lighting applications and is to be installed according to the installation regulations. Any other form of use or installation is considered to be improper. Failure to comply with the installation instructions can damage the luminaire beyond repair. Return to the manufacturer if any defects are identified. The installation instructions must be retained for future reference. Subject to technical changes. Not to be installed on a wet or conductive substrate. The luminaire is only to be installed, put into service or modified in any way by authorised skilled personnel (a qualified electrician). National installation regulations must be observed. Before any work is performed on the luminaire, it must be disconnected from mains. Hot plug-in is not an option and may cause damage to the luminaire! The manufacturer is not liable for damage resulting from improper/ faulty installation or operation, or from unauthorised modifications to the luminaire. The light source contained in this luminaire is only to be replaced by the manufacturer, a service technician authorised by the manufacturer or a similarly qualified person. Caution, risk of electric shock! In the event of questions or queries, please contact the manufacturer.



Disconnect the luminaire from the power supply.



Caution, risk of electric shock!

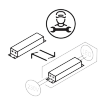


DISPOSAL

The packaging must be recycled via the DSD (Green Dot) scheme or its equivalent. Dispose of the packaging correctly sorted. Waste electrical and electronic equipment must never be disposed of together with household waste. In accordance with the EU directives, the device must be disposed of in an orderly manner at the end of its service life. This means having the materials contained in the device recycled to avoid polluting the environment. Take the waste equipment to a collection point for electrical and electronic waste or to a recycling depot. For further information, please contact your local waste disposal service or your local authority.



The LED board(s) can only be replaced by smartermion as the manufacturer. Please do not attempt to replace the components yourself, as this will void the warranty and CE conformity.



The power supply can only be replaced by smartermion as the manufacturer. Please do not attempt to replace the components yourself, as this will void the warranty and CE conformity.



LED can afterglow if the metal back plate is earthed. Therefore, always mount on the supplied spacer feet or insulate against an earthed outer housing to ensure that no afterglow occurs.

IP20

Protected against ingress of solid foreign objects with a diameter of more than 12.5 mm.



Protection class II luminaires with double insulation
Luminaire must not be connected to earth
Supply cable must be double insulated and strain relief must be correctly installed.



The luminaire is dimmable by DALI. Please observe the DALI specifications. The DALI cable must meet the specification of a mains cable: 230V