

QUICKLINE V2.0

DATA SHEET

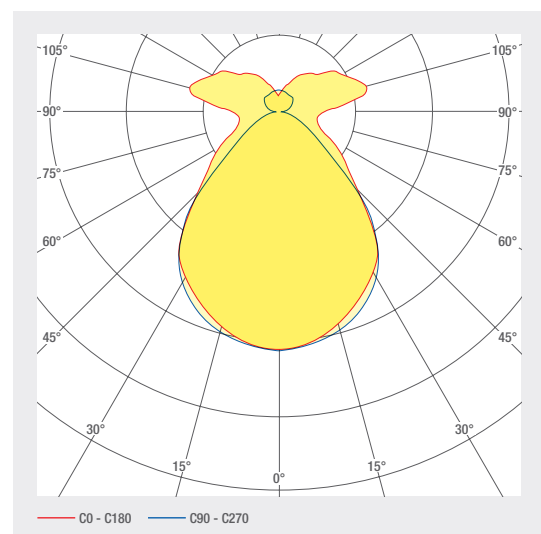
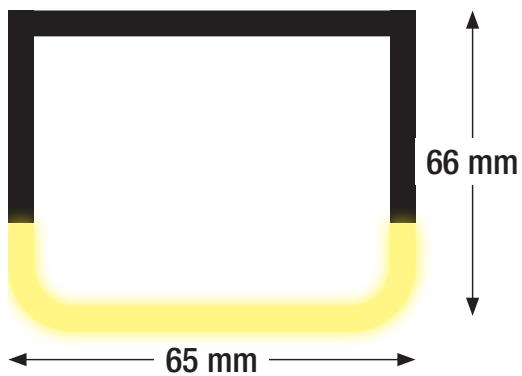
An easy-to install batten luminaire with a unique price-performance ratio.

Typical applications are technical rooms / underground car parks and any locations where value for money is crucial.

- Easy mounting and dismounting
- Plastic housing, white
- Colour temperature adjustable via switch 3000K / 4000K / 5700K
- Energy efficiency: > 120 lm/W
- Suitable for through-wiring

quicklight

QUICKLINE V2.0



ART. NO.	DESIGNATION	CHARACTERISTICS				
1006387	quickLINE 1.2 m	230 VAC INPUT	27 W	DIFFUSED BEAM	3000 K 4000 K 5700 K	3850 LM
1006388	quickLINE 1.5 m	230 VAC INPUT	37 W	DIFFUSED BEAM	3000 K 4000 K 5700 K	5250 LM
1006387-N	quickLINE 1.2m	230 VAC INPUT	27 W	DIFFUSED BEAM	3000 K 4000 K 5700 K	3850 LM
1006388-N	quickLINE 1.5m	230 VAC INPUT	37 W	DIFFUSED BEAM	3000 K 4000 K 5700 K	5250 LM

TECHNICAL DATA

Storage temperature	-20 ... +65 °C
Shock rating	IK08
Protection type (IP)	IP20
Ambient temperature t_a	-20 ... +45 °C
Input voltage	230 V~ 50Hz AC
Service life L80B10 (h) @ $t_a = 25^\circ\text{C}$	50000 h

Quicklight LINE V2 1.2m


3000/4000/5700 K, 230V ~ 50Hz
27W, 3550-3850 lm, T_a : 40°C, IP20
Art. Nr.: 1006387

smarterion ag, Zeughausstrasse 10, 8887 Mels


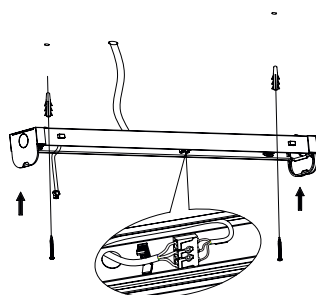
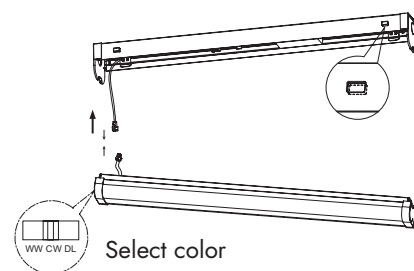
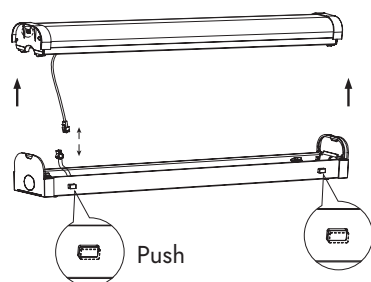


ELECTRICAL CONNECTION

ON/OFF



ASSEMBLY INSTRUCTIONS



WARNINGS

The equipment may only be installed and put into service by authorised technical personnel (electrical fitters). The luminaire is designed solely for lighting applications and is to be installed according to the installation regulations. Any other form of use or installation is considered to be improper. Failure to comply with the installation instructions can damage the luminaire beyond repair. Return to the manufacturer if any defects are identified. The installation instructions must be retained for future reference. Subject to technical changes. Not to be installed on a wet or conductive substrate. The luminaire is only to be installed, put into service or modified in any way by authorised skilled personnel (a qualified electrician). National installation regulations must be observed. Before any work is performed on the luminaire, it must be disconnected from mains. Hot plug-in is not an option and may cause damage to the luminaire! The manufacturer is not liable for damage resulting from improper/faulty installation or operation, or from unauthorised modifications to the luminaire. The light source contained in this luminaire is only to be replaced by the manufacturer, a service technician authorised by the manufacturer or a similarly qualified person. Caution, risk of electric shock! Subject to technical changes! In the event of questions or queries, please contact the manufacturer.



Disconnect the luminaire from the power supply.



Caution, risk of electric shock!

IP20

Protected against ingress of solid foreign objects with a diameter of more than 12.5 mm.



Class I luminaires with earth connector. It is absolutely essential to earth the luminaire housing.